

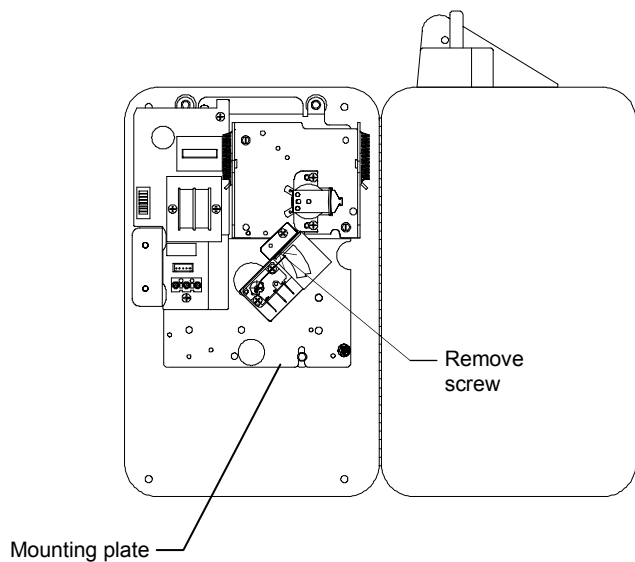


COIN MECHANISMS INC.

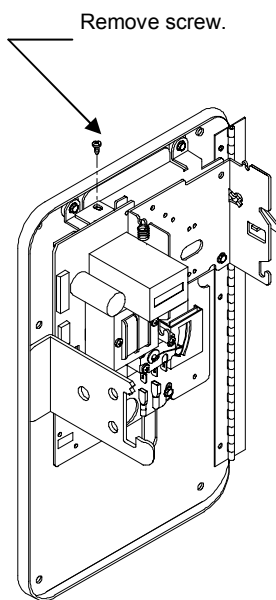
PO Box 5128, 400 Regency Drive, Glendale Heights, IL 60139-5128 VOICE: 630/924-7070 1-800-323-6498 FAX: 630/924-7088

ATV TIMER INSTALLATION INSTRUCTIONS

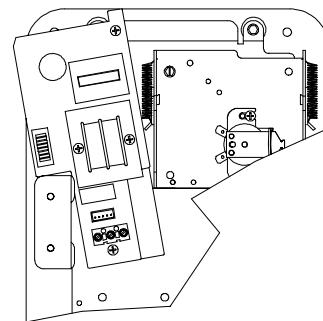
NOTE: ALL WIRES NOT SHOWN FOR CLARITY



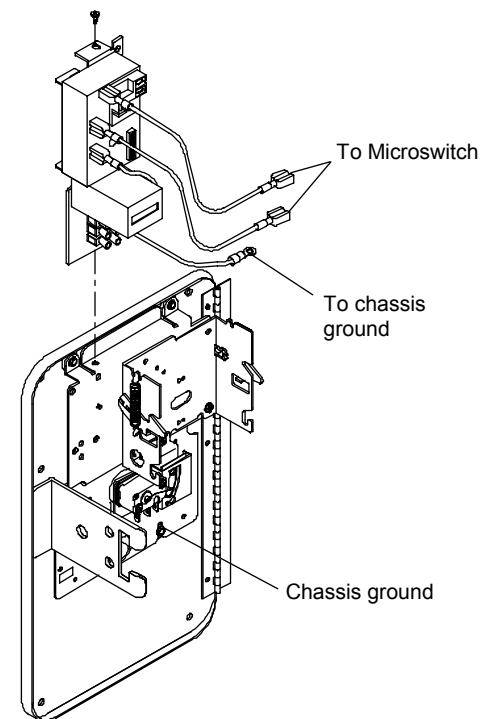
Remove left screw on switch bracket and swing switch and bracket assembly out of the way To provide room for mounting new timer.



Remove screw from the top of the old timer bracket.



Rotate bracket counter-clockwise slightly, up, then out to disengage latches from mounting plate. Remove timer.



Replace with new timer kit making sure latches hook over the back of mounting plate. Reposition switch and bracket assembly and replace screw .